











**Informative /
Explanatory
Writing**

Kit

Informative/Explanatory Writing

AN EXCELLENT INFORMATIVE/EXPLANATORY ESSAY . . .

-  has an introduction that introduces a topic and grabs the reader's attention
-  clearly conveys information and ideas about a topic
-  develops a topic with a variety of specific, relevant details, such as facts, examples, quotations, and anecdotes
-  clearly organizes ideas and information, using strategies such as compare/contrast, cause/effect, definition, and classification
-  uses formatting, graphics, and multimedia, such as hyperlinks when appropriate
-  uses precise language and vocabulary appropriate to the topic
-  uses appropriate transition words and phrases that clarify the relationship among ideas
-  uses a formal style and tone
-  ends with a conclusion that summarizes the main points and follows logically from the information presented
-  follows the conventions of standard English

Writing Introductions and Conclusions for Informative/Explanatory Text

INTRODUCTIONS

In many essays, the first paragraph should introduce your topic to readers and include a **thesis statement**, or **claim**. A thesis statement is one or two sentences that state your main idea.

A strong introduction also needs to capture your readers' attention. Try one of these to get them interested right away:

- Include an unusual fact.
- Ask a question.
- Include vivid description.
- Tell a brief story.

WEAK

Money has been important to people throughout history. This paper will describe the history of money and explain why people started using it. It will also describe different types of money.

REVISED

Think of these four things: knives, beads, cows, and whales' teeth. What do they have in common? The answer is that people have used them as money in trades. Throughout history, different cultures have used some surprising forms of currency.

CONCLUSIONS

A good conclusion sums up your main point and restates the thesis statement in a new way.

Use your conclusion to bring your writing to a satisfying finish. Try these strategies to wrap up your essay:

- Summarize key points.
- Make a prediction.
- Offer an opinion or a suggestion.
- Explain the topic's importance.

Starts with a question

Includes an unusual fact

Informative/Explanatory Writing Graphic Organizer

Topic Sentence

Idea 1

Details/Evidence

Idea 2

Details/Evidence

Idea 3

Details/Evidence

Conclusion

Sadlier and Sadlier® are registered trademarks of William H. Sadlier, Inc. All rights reserved. May be reproduced for education use (not commercial use).

Linking Ideas and Facts Together

A well-written informational essay uses techniques to build coherence between and within paragraphs. Coherence in writing means that a reader can move easily and clearly from one idea to the next. To achieve coherence, writers use transition words and phrases. Linking ideas and key information with transition words and phrases will tie one sentence to another and show the connections between ideas.

Below are a list of transition words and phrases that can be used to build coherence between and within paragraphs.

TRANSITION WORDS & PHRASES

TIME ORDER

after		
before	initially	
currently	later	since
during	meanwhile	soon
finally	previously	third
first	recently	
following	second	

EXAMPLES

evidence of this	Another example of ___ is ___
for example	in particular
for instance	in this case
one example of this is	such as

COMPARE AND CONTRAST

	although
like	however
similar to	in contrast
compared to	even though
on the other hand	

TO CONCLUDE

as a result	lastly
finally	therefore
in conclusion	thus
in summary	to sum up
in short	

EMPHASIS

always	never
especially	in fact
without a doubt	surprisingly
for this reason	again


ADDITIONAL INFORMATION

additionally	for instance
along with this	furthermore
also	in addition
another	and
as well	


Informational Writing Activity

Directions: Think about something you like to make or do. It could be your favorite recipe or craft, a game you like to play or a hobby. Write the directions of how to follow the rules, recipe, or steps to create something. Underline all the linking words you use.

What do you like to make/play




What will you need




How to make/play it



Illustration



INFORMative writing




Include an opening paragraph to introduce the topic.



Name facts in the body paragraphs of your essay.




Follow the facts with supporting sentences.



Organize your writing with transition words.



Refer to the topic and include key vocabulary.



Make a closing paragraph that relates to the topic.